



Storey County, NV

Nevada Governor's Office of

ECONOMIC DEVELOPMENT

Empowering Success

808 W. Nye Lane
Carson City, Nevada 89703

Contents

Report Parameters	1
Economy Overview	2
Unemployment by Demographics	4
Historic & Projected Trends	8
Population Characteristics	12
Inbound and Outbound Migration	14
Industry Characteristics	16
Business Characteristics	21
Workforce Characteristics	23
Educational Pipeline	29
In-Demand Skills	30

Report Parameters

1 County

32029 Storey County, NV

Class of Worker

QCEW Employees, Non-QCEW Employees, and Self-Employed

The information in this report pertains to the chosen geographical area.

Economy Overview

4,213

Population (2022)

Population **grew by 212** over the last 5 years and is projected to **grow by 302** over the next 5 years.

19,874

Total Regional Employment

Jobs **grew by 8,898** over the last 5 years and are projected to **grow by 4,696** over the next 5 years.

\$66.7K

Median Household Income (2021)

Median household income is **\$2.3K below** the national median household income of \$69.0K.

Takeaways

- As of 2022 the region's population **increased by 5.3%** since 2017, growing by 212. Population is expected to **increase by 7.2%** between 2022 and 2027, adding 302.
- From 2017 to 2022, jobs **increased by 81.1%** in Storey County, NV from 10,975 to **19,874**. This change **outpaced the national growth rate of 3.4% by 77.7%**. As the number of jobs increased, the **labor force participation rate increased from 51.7% to 57.4% between 2017 and 2022**.
- Concerning educational attainment, **21.2% of Storey County, NV residents possess a Bachelor's Degree** (0.4% above the national average), and **9.5% hold an Associate's Degree** (0.7% above the national average).
- The top three industries in 2022 are Other Electrical Equipment and Component Manufacturing, Warehousing and Storage, and Building Equipment Contractors.

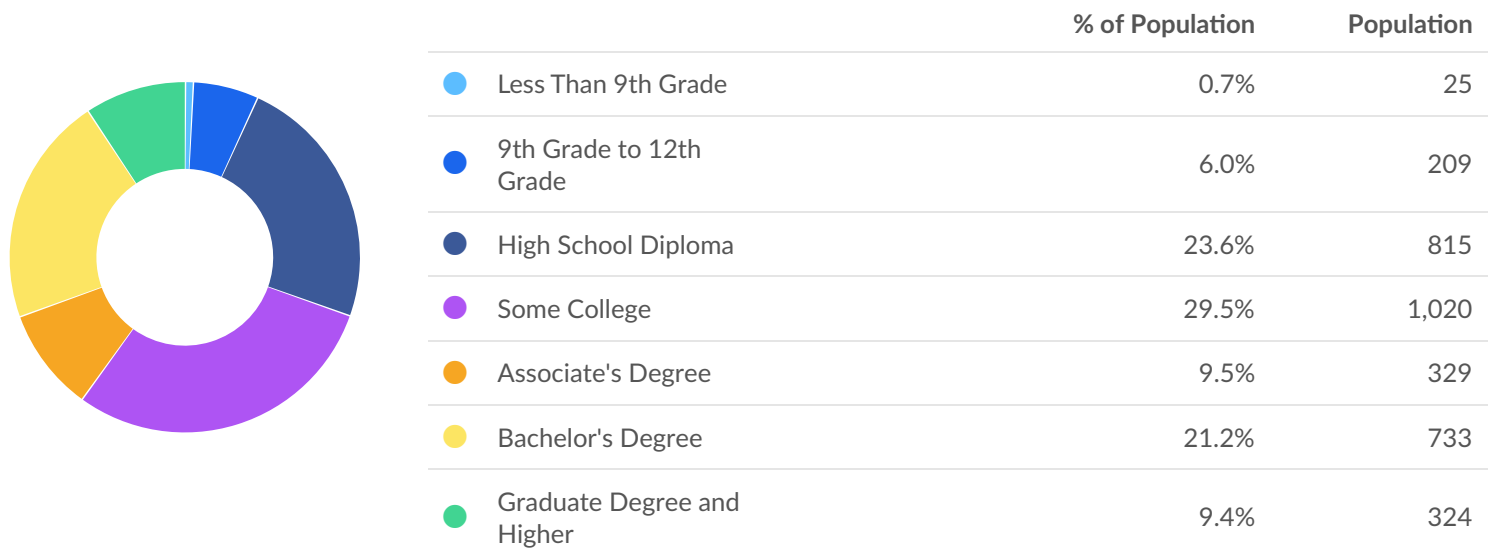
	Population (2023)	Labor Force (Jan 2023)	Jobs (2022)	Cost of Living	GRP	Imports	Exports
Region	4,277	2,127	19,874	119.6	\$4.62B	\$3.97B	\$9.65B
United States	335,839,277	165,066,565	168,319,669	100.0	\$24.91T	\$0	\$11.19T
Arizona	7,318,957	3,668,401	3,433,680	102.4	\$450.88B	\$319.13B	\$370.32B
Utah	3,468,986	1,773,072	1,833,819	103.2	\$240.98B	\$179.81B	\$242.03B
Texas	30,191,899	14,875,849	14,936,007	96.4	\$2.25T	\$1.38T	\$1.79T

Jan 2023 Labor Force Breakdown



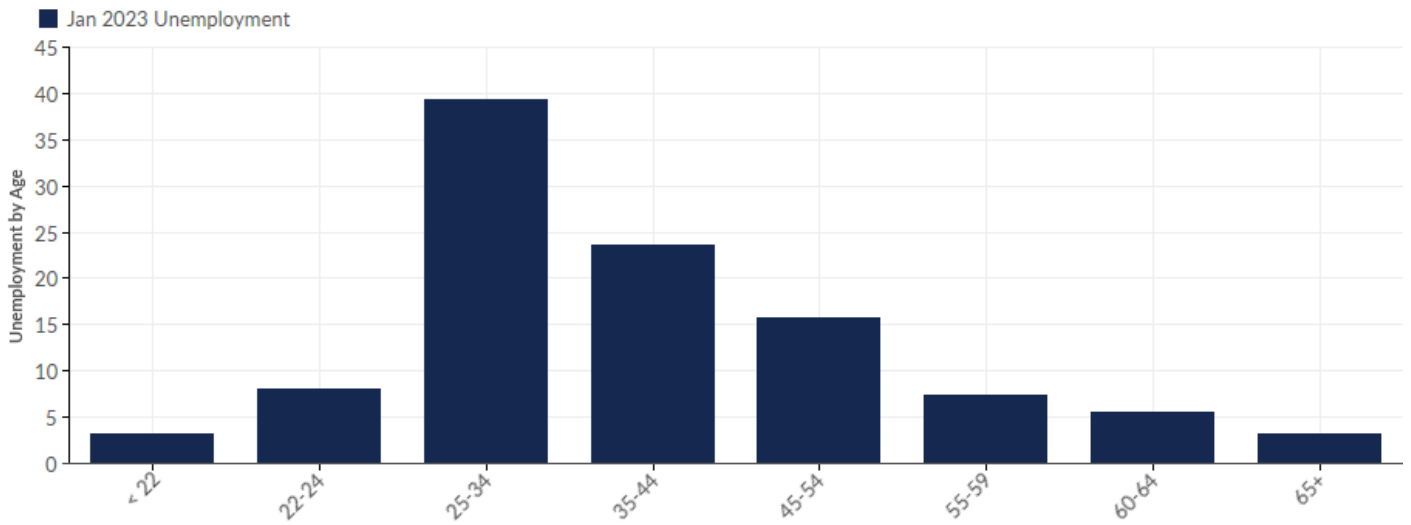
Educational Attainment

Concerning educational attainment, **21.2% of Storey County, NV residents possess a Bachelor's Degree** (0.4% above the national average), and **9.5% hold an Associate's Degree** (0.7% above the national average).



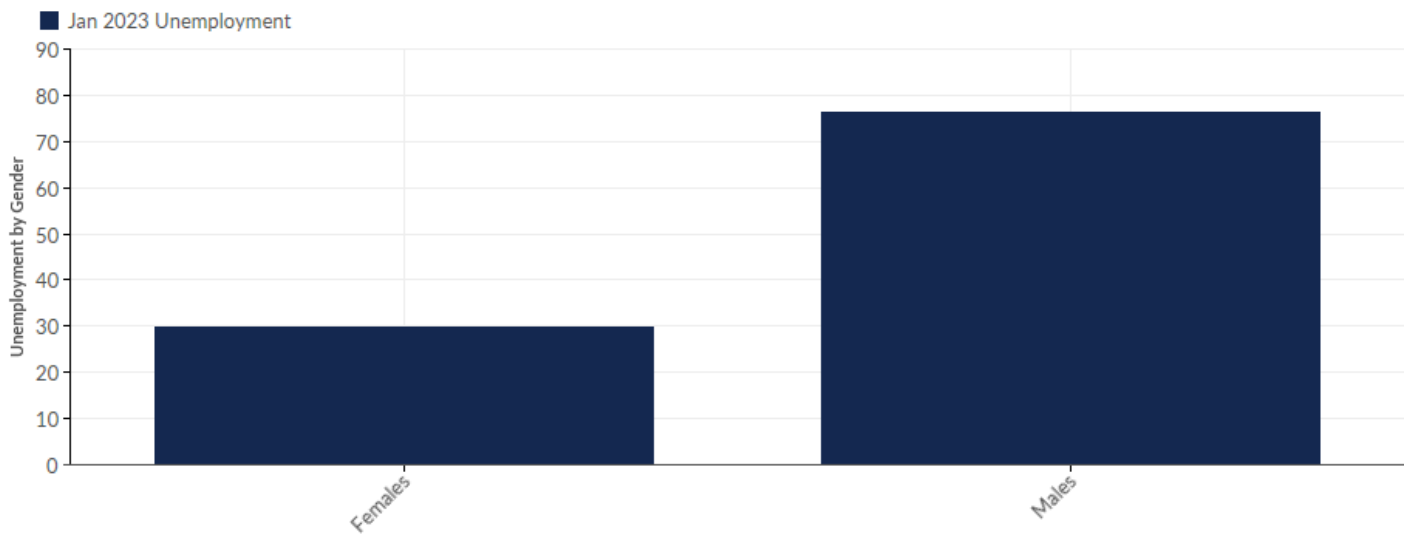
Unemployment by Demographics

Unemployment by Age



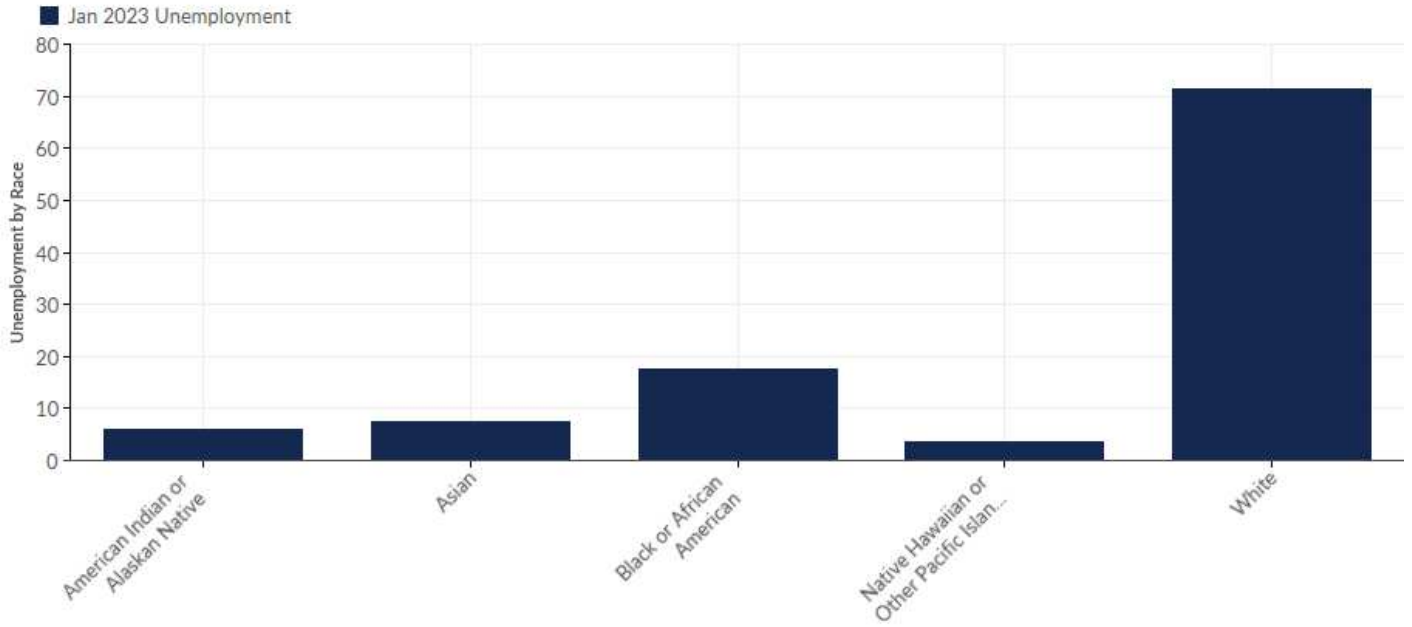
Age	Unemployment (Jan 2023)	% of Unemployed
< 22	3	2.83%
22-24	8	7.55%
25-34	39	36.79%
35-44	24	22.64%
45-54	16	15.09%
55-59	7	6.60%
60-64	5	4.72%
65+	3	2.83%
Total	106	99.00%

Unemployment by Gender



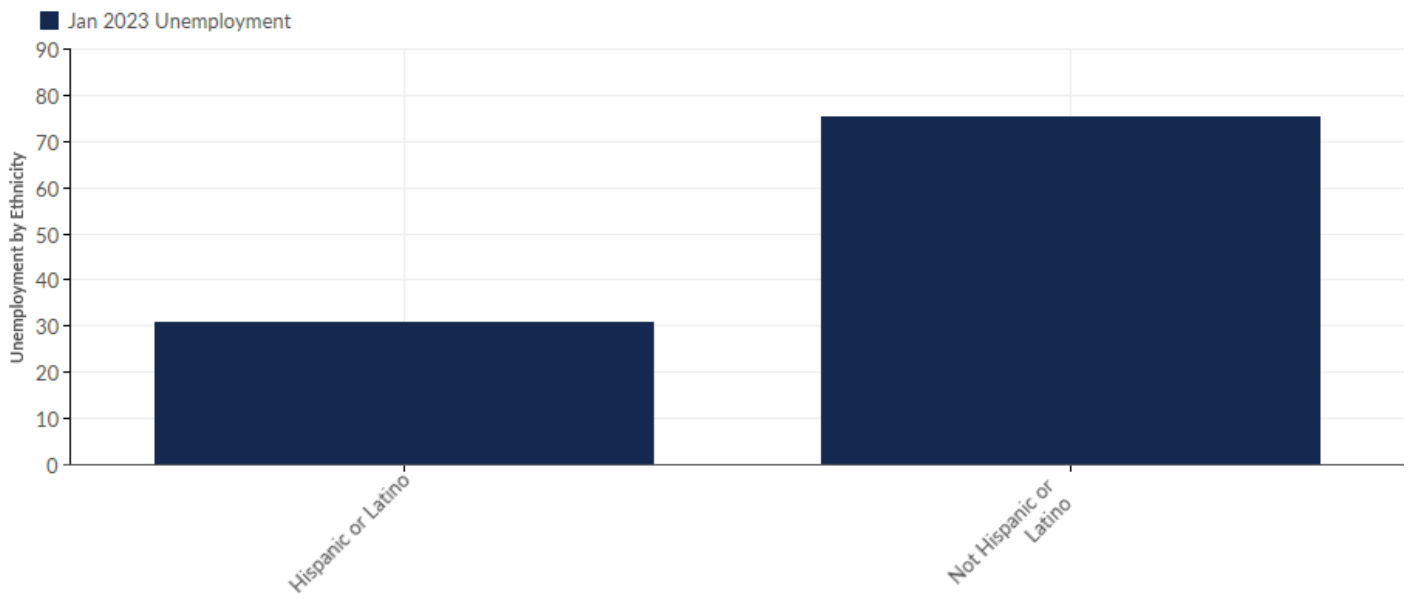
Gender	Unemployment (Jan 2023)	% of Unemployed
Females	30	28.30%
Males	76	71.70%
Total	106	100.00%

Unemployment by Race



Race	Unemployment (Jan 2023)	% of Unemployed
American Indian or Alaskan Native	6	5.66%
Asian	7	6.60%
Black or African American	18	16.98%
Native Hawaiian or Other Pacific Islander	4	3.77%
White	71	66.98%
Total	106	100.00%

Unemployment by Ethnicity

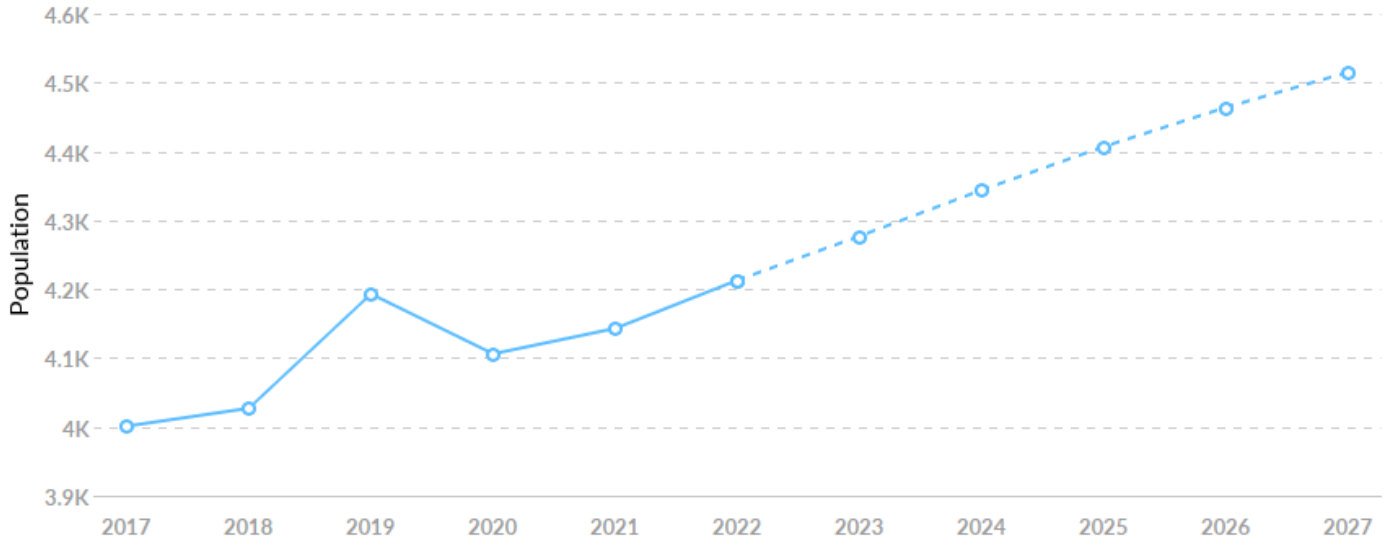


Ethnicity	Unemployment (Jan 2023)	% of Unemployed
Hispanic or Latino	31	29.25%
Not Hispanic or Latino	75	70.75%
Total	106	100.00%

Historic & Projected Trends

Population Trends

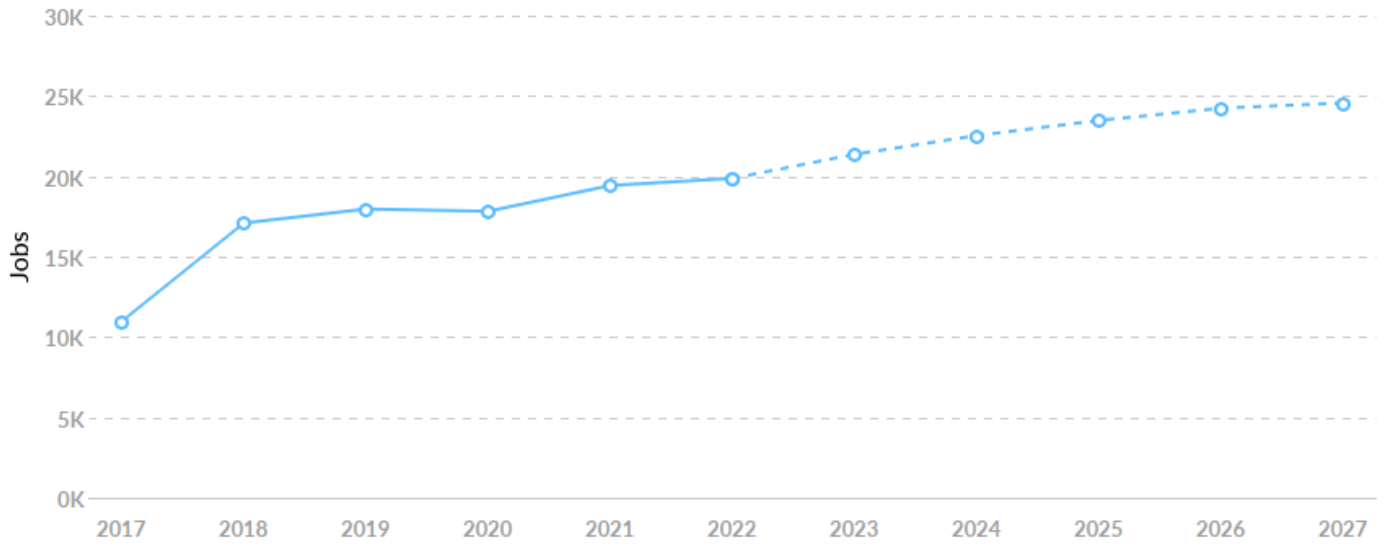
As of 2022 the region's population increased by 5.3% since 2017, growing by 212. Population is expected to increase by 7.2% between 2022 and 2027, adding 302.



Timeframe	Population
2017	4,001
2018	4,027
2019	4,193
2020	4,106
2021	4,143
2022	4,213
2023	4,277
2024	4,344
2025	4,407
2026	4,464
2027	4,515

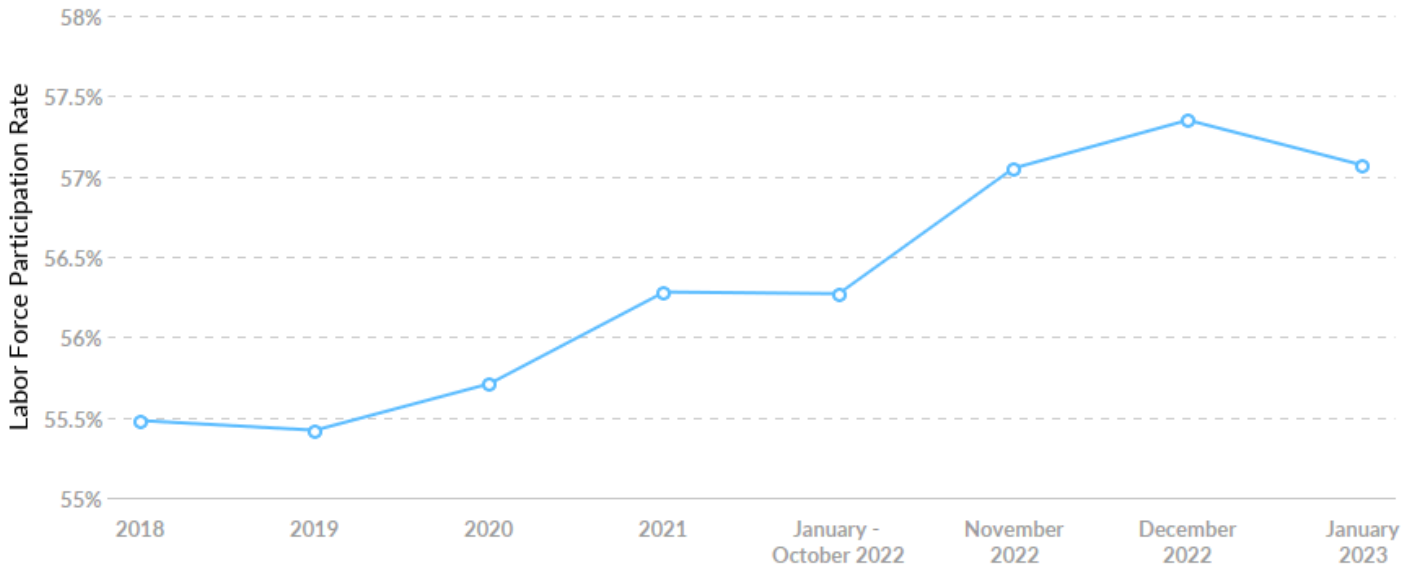
Job Trends

From 2017 to 2022, jobs increased by **81.1%** in Storey County, NV from 10,975 to **19,874**. This change **outpaced the national growth rate of 3.4% by 77.7%**.



Timeframe	Jobs
2017	10,975
2018	17,093
2019	17,966
2020	17,826
2021	19,432
2022	19,874
2023	21,371
2024	22,541
2025	23,481
2026	24,242
2027	24,569

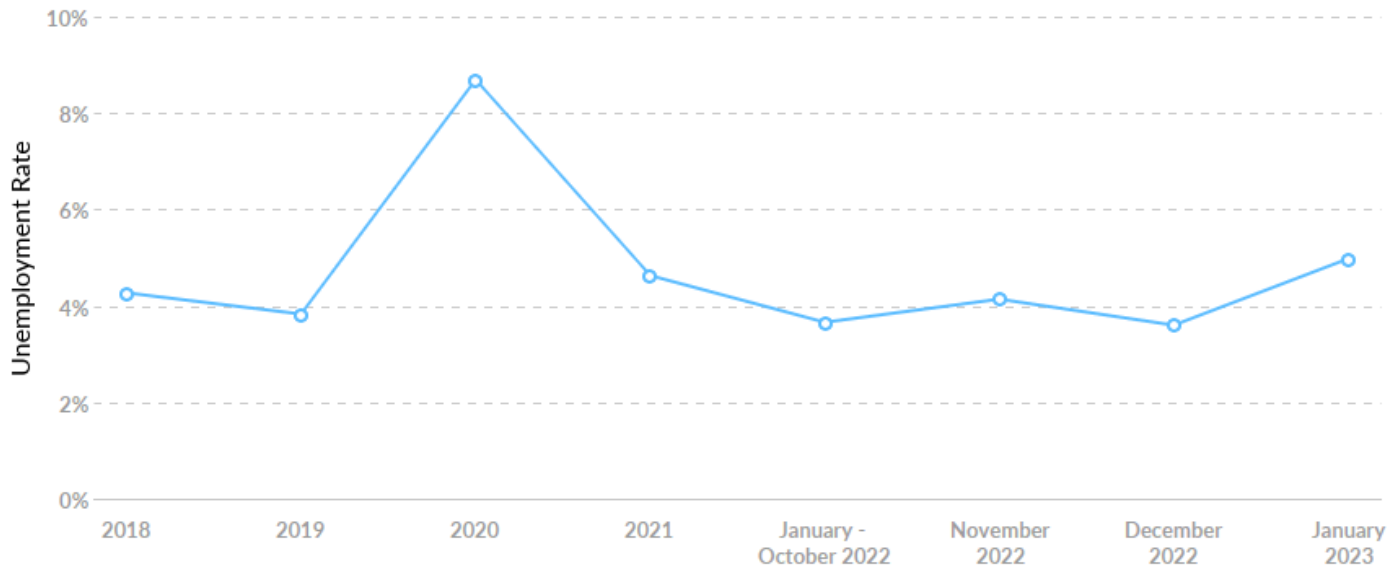
Labor Force Participation Rate Trends



Timeframe	Labor Force Participation Rate
2018	55.48%
2019	55.42%
2020	55.71%
2021	56.28%
January - October 2022	56.27%
November 2022	57.05%
December 2022	57.35%
January 2023	57.07%

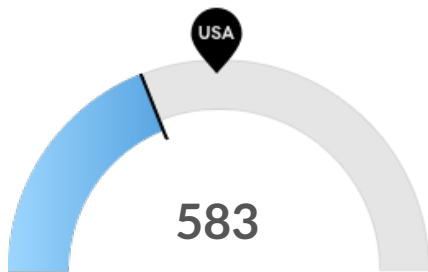
Unemployment Rate Trends

Storey County, NV had a January 2023 unemployment rate of 4.98%, **increasing from 4.27%** 5 years before.



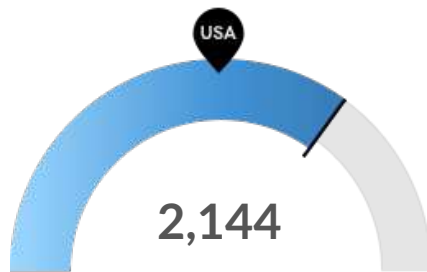
Timeframe	Unemployment Rate
2018	4.27%
2019	3.83%
2020	8.69%
2021	4.63%
January - October 2022	3.66%
November 2022	4.14%
December 2022	3.60%
January 2023	4.98%

Population Characteristics



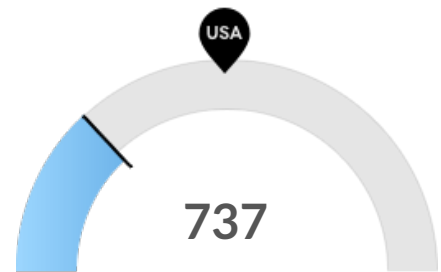
Millennials

Storey County, NV has 583 millennials (ages 25-39). The national average for an area this size is 846.



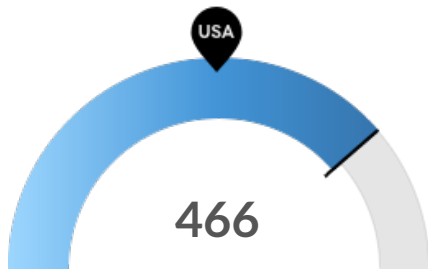
Retiring Soon

Retirement risk is high in Storey County, NV. The national average for an area this size is 1,231 people 55 or older, while there are 2,144 here.



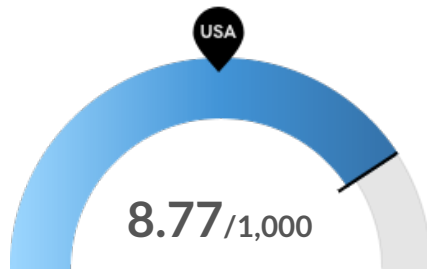
Racial Diversity

Racial diversity is low in Storey County, NV. The national average for an area this size is 1,686 racially diverse people, while there are 737 here.



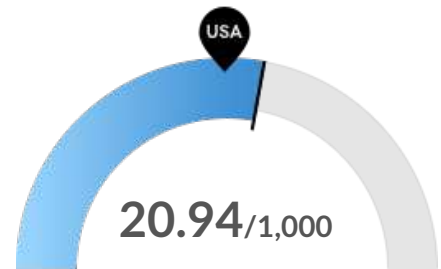
Veterans

Storey County, NV has 466 veterans. The national average for an area this size is 218.



Violent Crime

Storey County, NV has 8.77 violent crimes per 1,000 people. The national rate is 3.59 per 1,000 people.



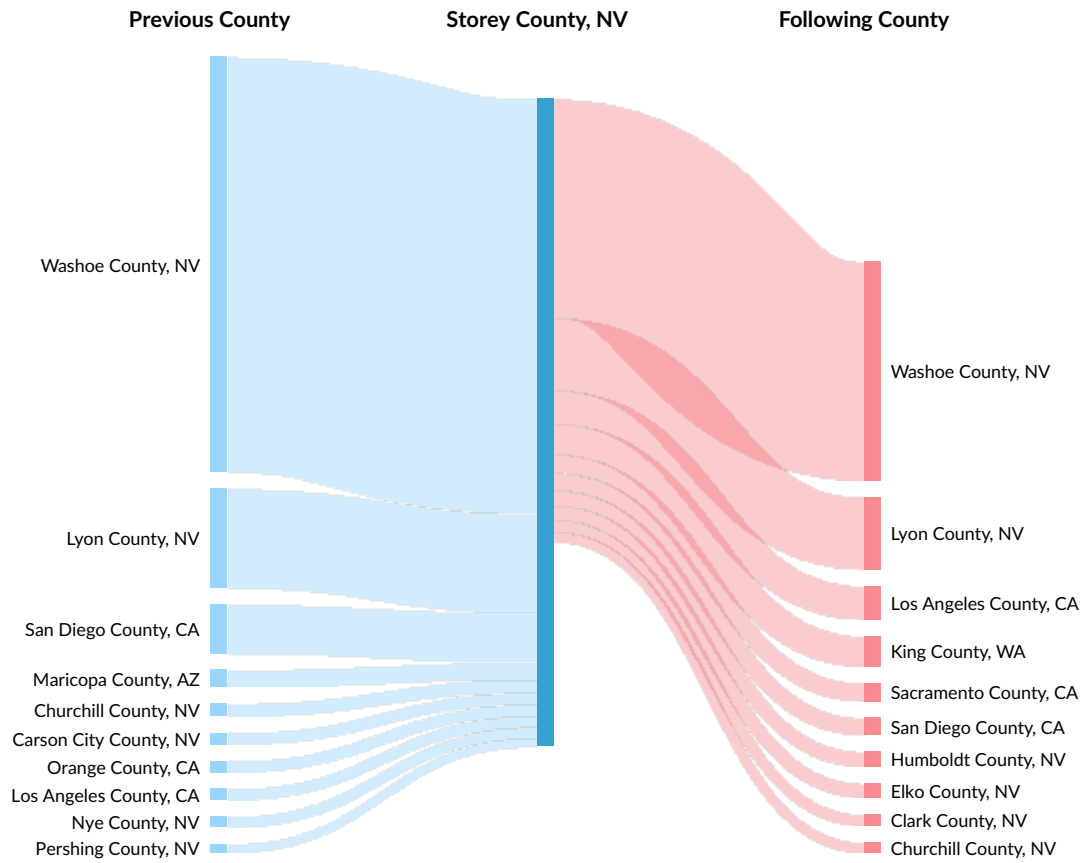
Property Crime

Storey County, NV has 20.94 property crimes per 1,000 people. The national rate is 17.8 per 1,000 people.

Inbound and Outbound Migration

The table below analyzes past and current residents of Storey County, NV. The left column shows residents of other counties migrating to Storey County, NV. The right column shows residents migrating from Storey County, NV to other counties.

As of 2020, 200 people have migrated from Washoe County, NV to Storey County, NV. In the same year, 106 people left Storey County, NV migrating to Washoe County, NV. The total Net Migration for Storey County, NV in 2020 was 127.

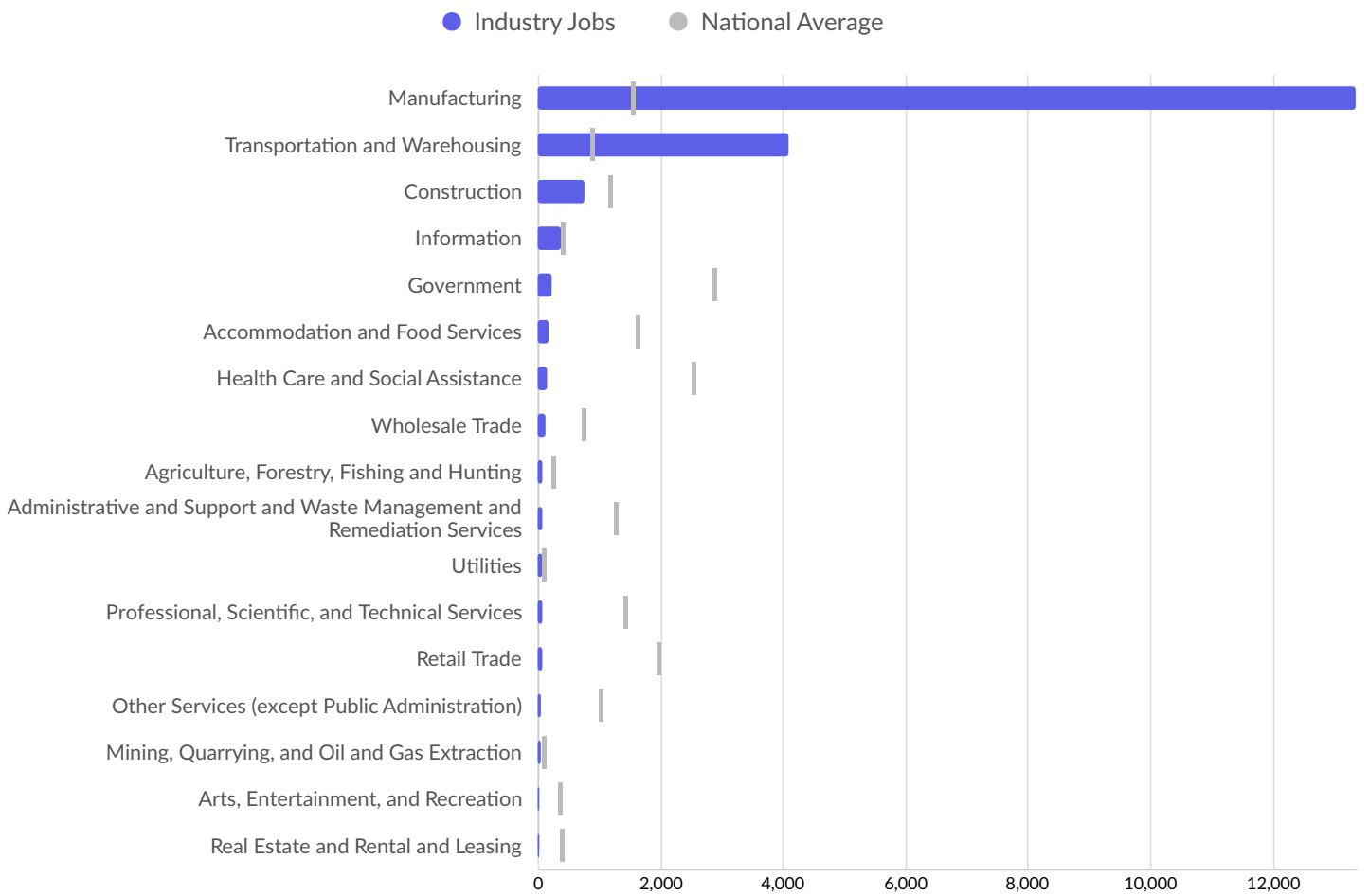


Top Previous Counties	Migrations
Washoe County, NV	200
Lyon County, NV	48
San Diego County, CA	24
Maricopa County, AZ	8
Churchill County, NV	6
Carson City County, NV	6

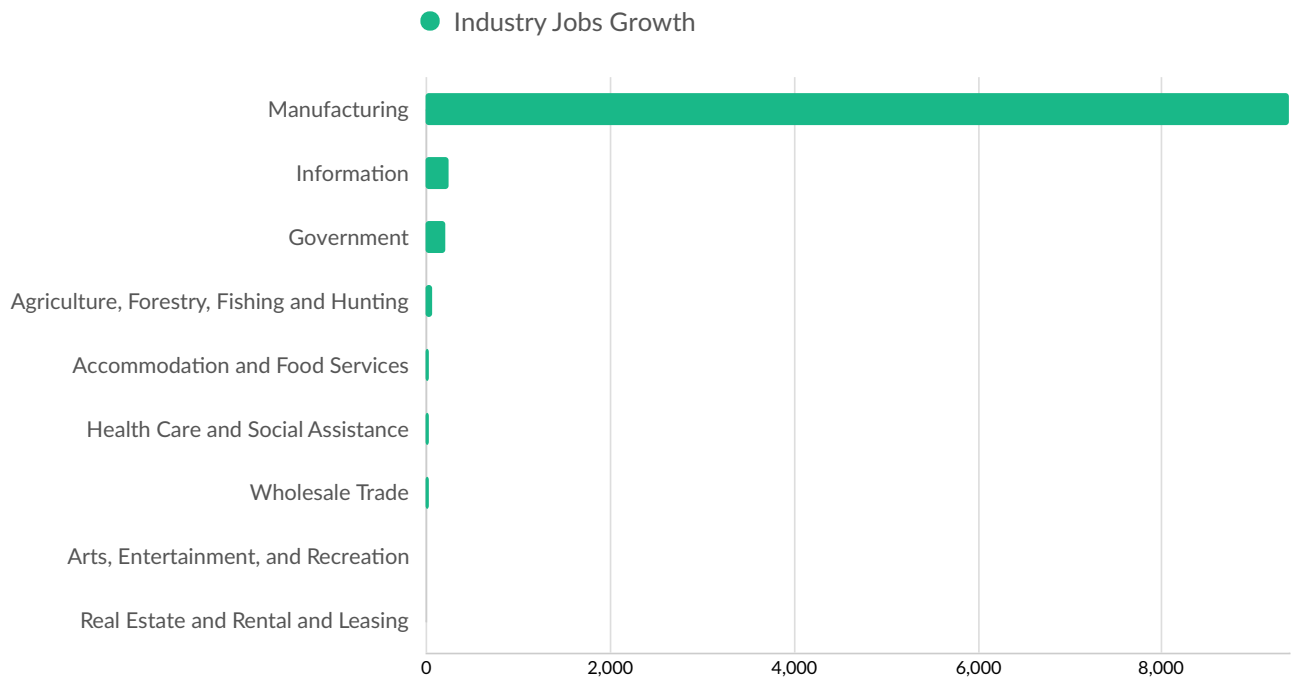
Top Previous Counties	Migrations
Orange County, CA	6
Los Angeles County, CA	5
Nye County, NV	5
Pershing County, NV	4
Clark County, NV	4
San Bernardino County, CA	4
Richland County, OH	4
Humboldt County, NV	3
Lander County, NV	3
Top Following Counties	Migrations
Washoe County, NV	106
Lyon County, NV	35
Los Angeles County, CA	16
King County, WA	15
Sacramento County, CA	9
San Diego County, CA	8
Humboldt County, NV	7
Elko County, NV	7
Clark County, NV	6
Churchill County, NV	5
Mineral County, NV	4
Milwaukee County, WI	4
Eureka County, NV	4
Ada County, ID	4
Alameda County, CA	3

Industry Characteristics

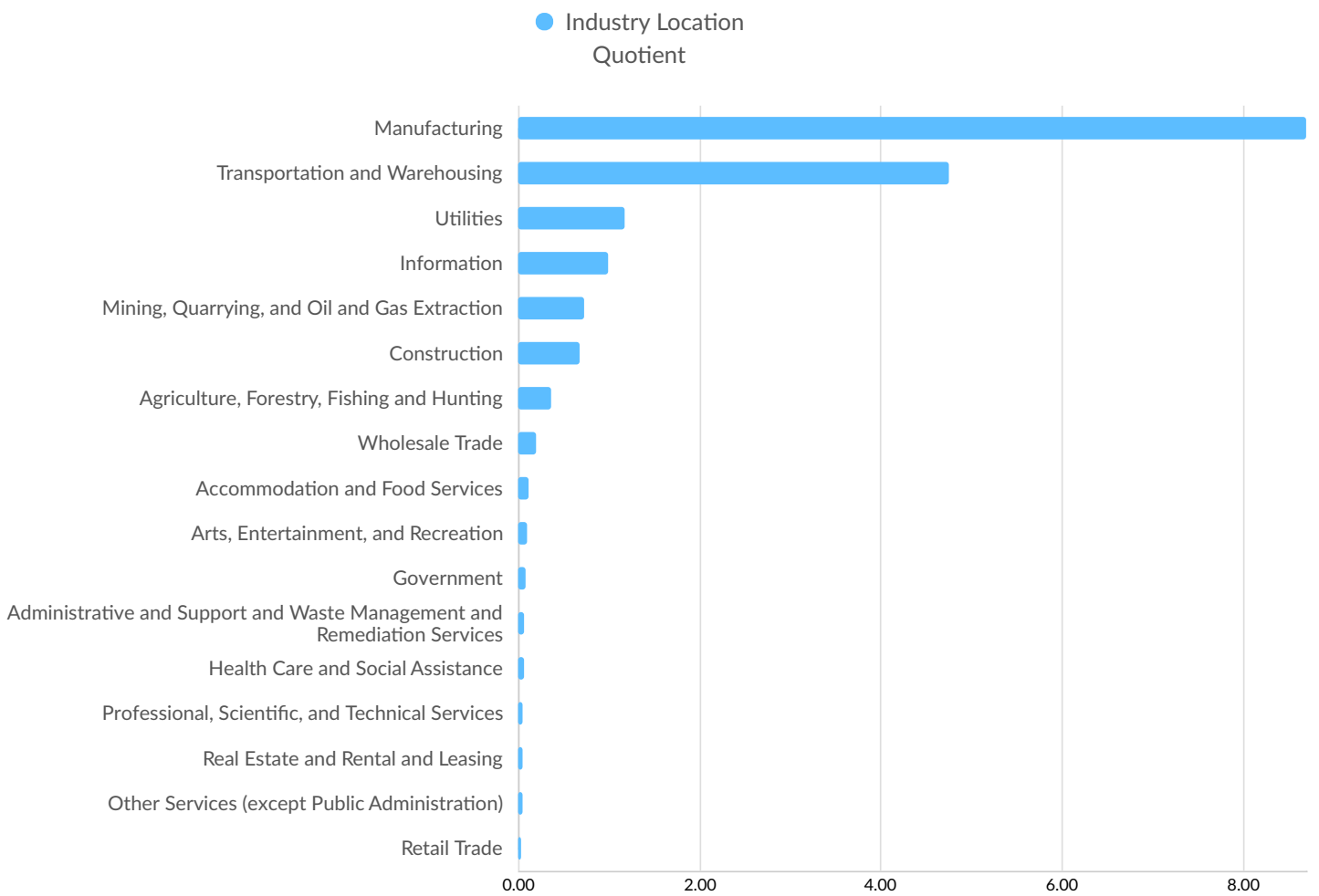
Largest Industries



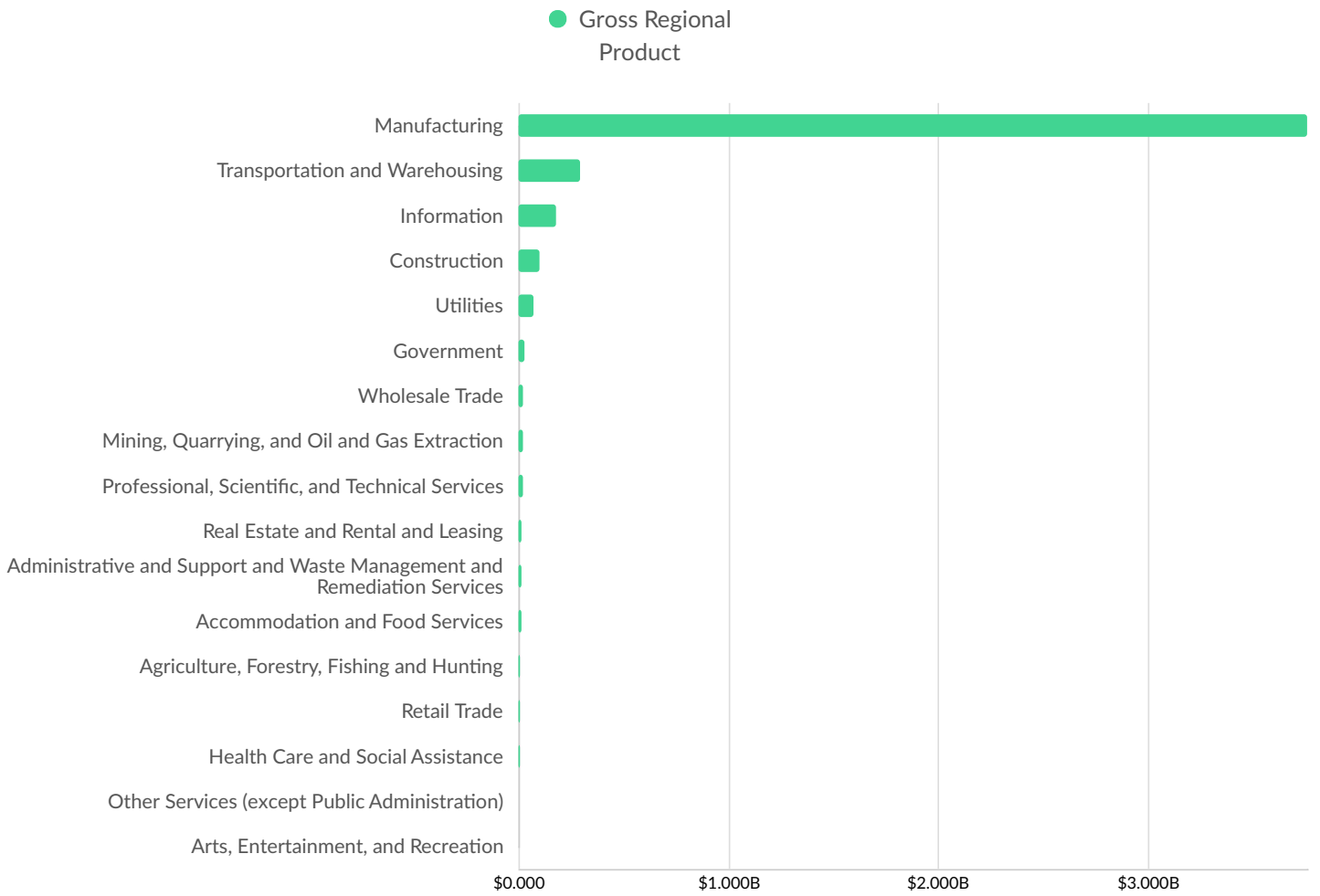
Top Growing Industries



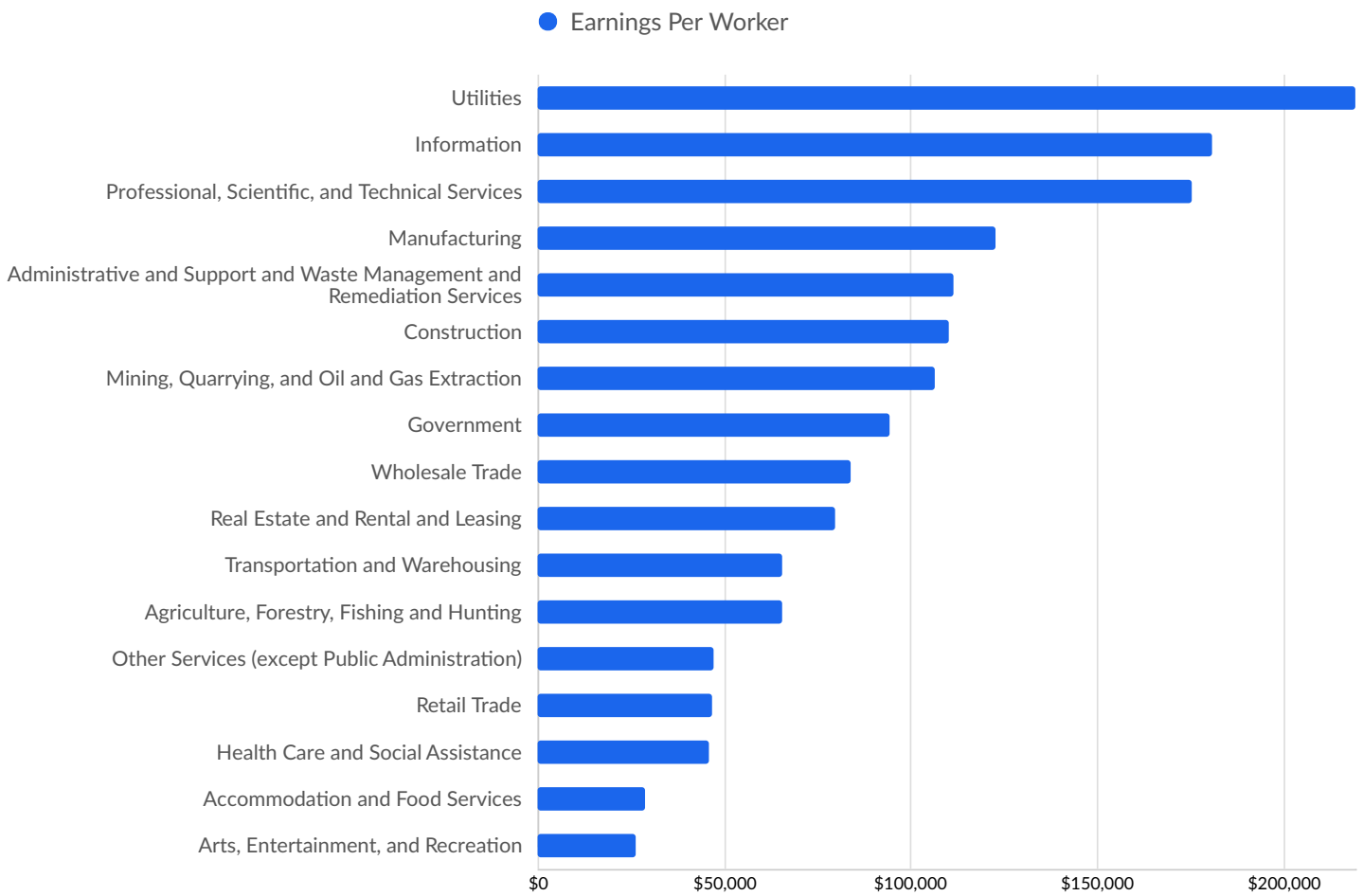
Top Industry Location Quotient



Top Industry GRP























Top Industry Earnings



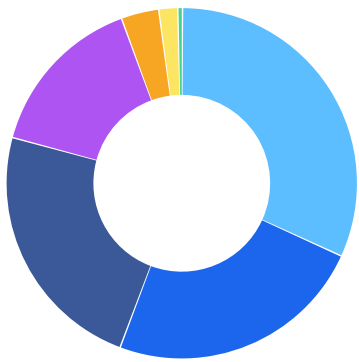
Business Characteristics

168 Companies Employ Your Workers

Online profiles for your workers mention 168 companies as employers, with the top 10 appearing below. In the last 12 months, 366 companies in Storey County, NV posted job postings, with the top 10 appearing below.

Top Companies	Profiles	Top Companies Posting	Unique Postings
Sysco	17 	Northern Nevada Medical Center	32 
Comstock Mining	8 	Storey County Sheriffs Office / ...	26 
Storey County Sheriffs Office / ...	8 	Panasonic	18 
Storey County School District	7 	Tesla	11 
Community Chest	4 	Hamilton Company	9 
Storey County Fire Department	4 	CDM Smith	7 
Comstock	3 	Delta Saloon	7 
FedEx	3 	Redwood Materials	7 
Social Security Administration	3 	Robert Half	7 
Storey County Sheriff's Office	3 	Sierra Nevada Corporation	7 

Business Size

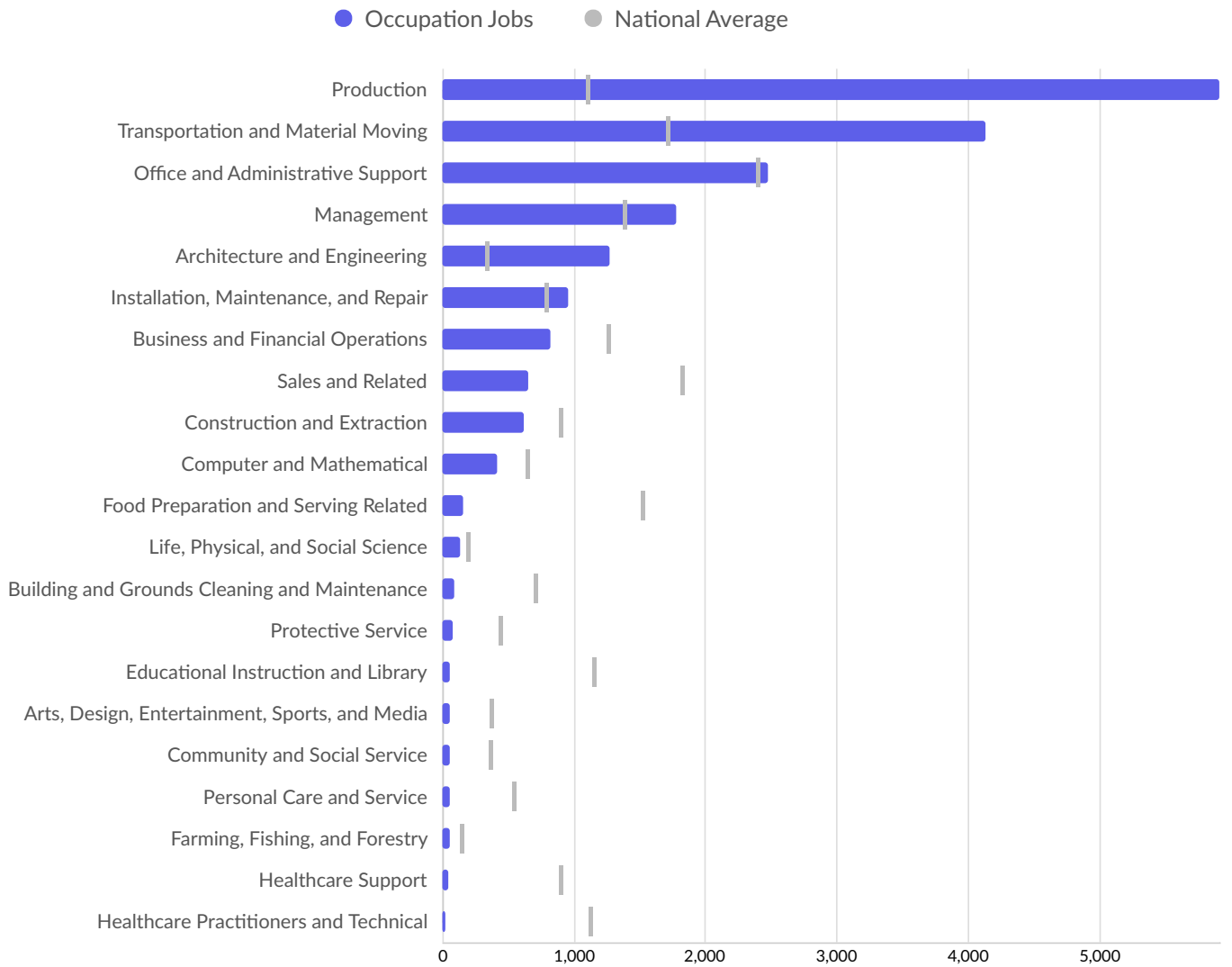


	Percentage	Business Count
1 to 4 employees	31.7%	73
5 to 9 employees	23.9%	55
10 to 19 employees	23.5%	54
20 to 49 employees	15.2%	35
50 to 99 employees	3.5%	8
100 to 249 employees	1.7%	4
500+ employees	0.4%	1

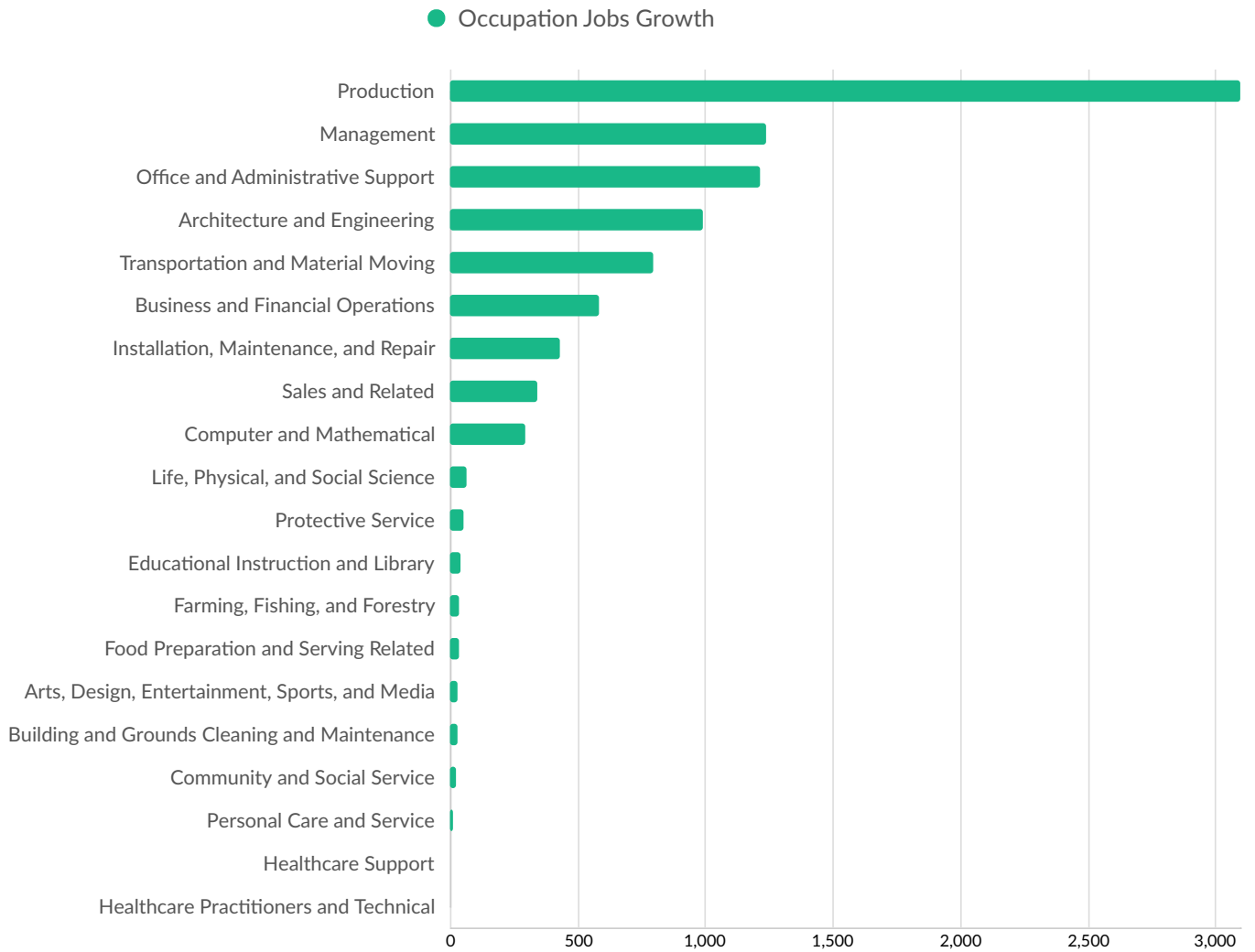
*Business Data by DatabaseUSA.com is third-party data provided by Lightcast to its customers as a convenience, and Lightcast does not endorse or warrant its accuracy or consistency with other published Lightcast data. In most cases, the Business Count will not match total companies with profiles on the summary tab.

Workforce Characteristics

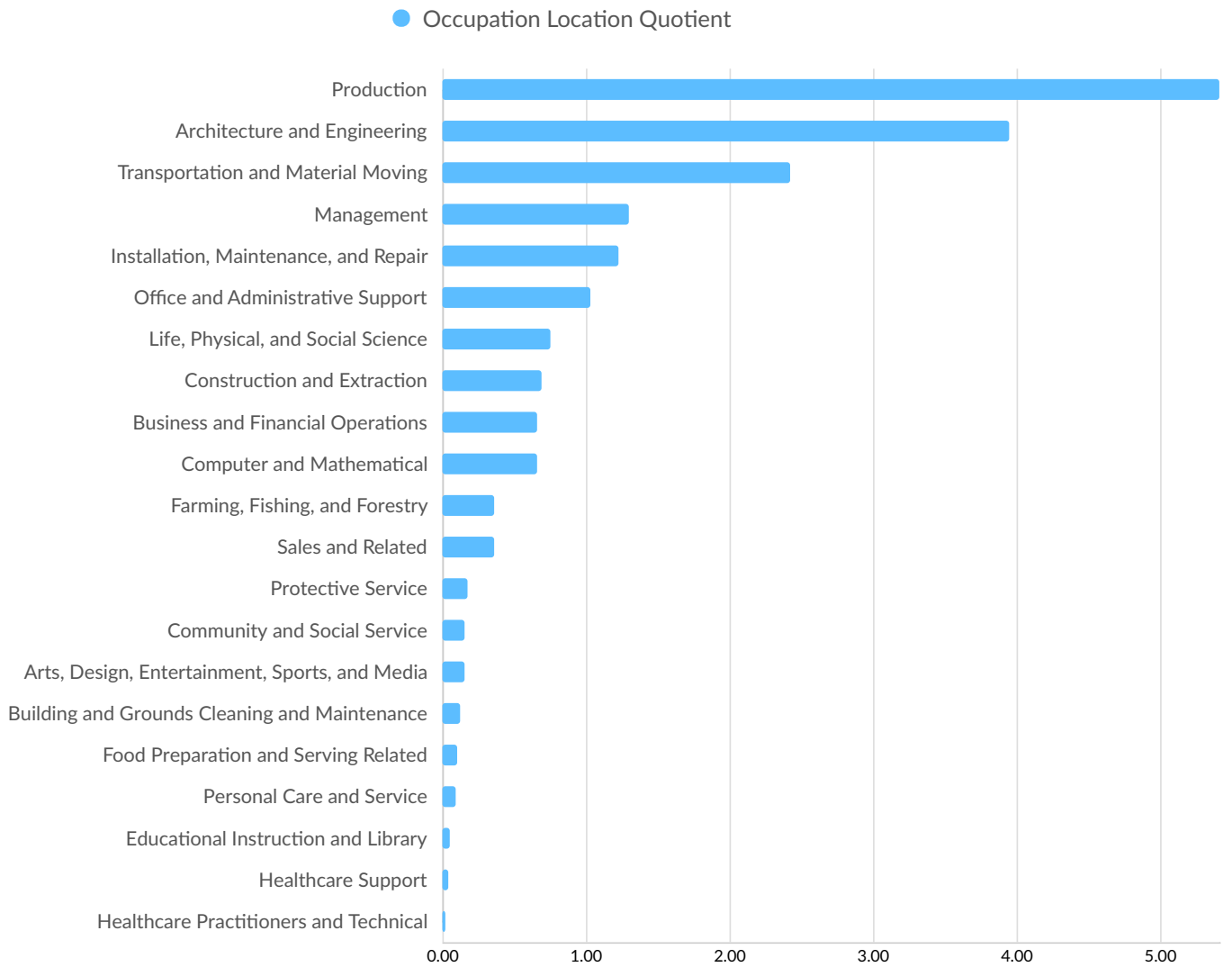
Largest Occupations



Top Growing Occupations



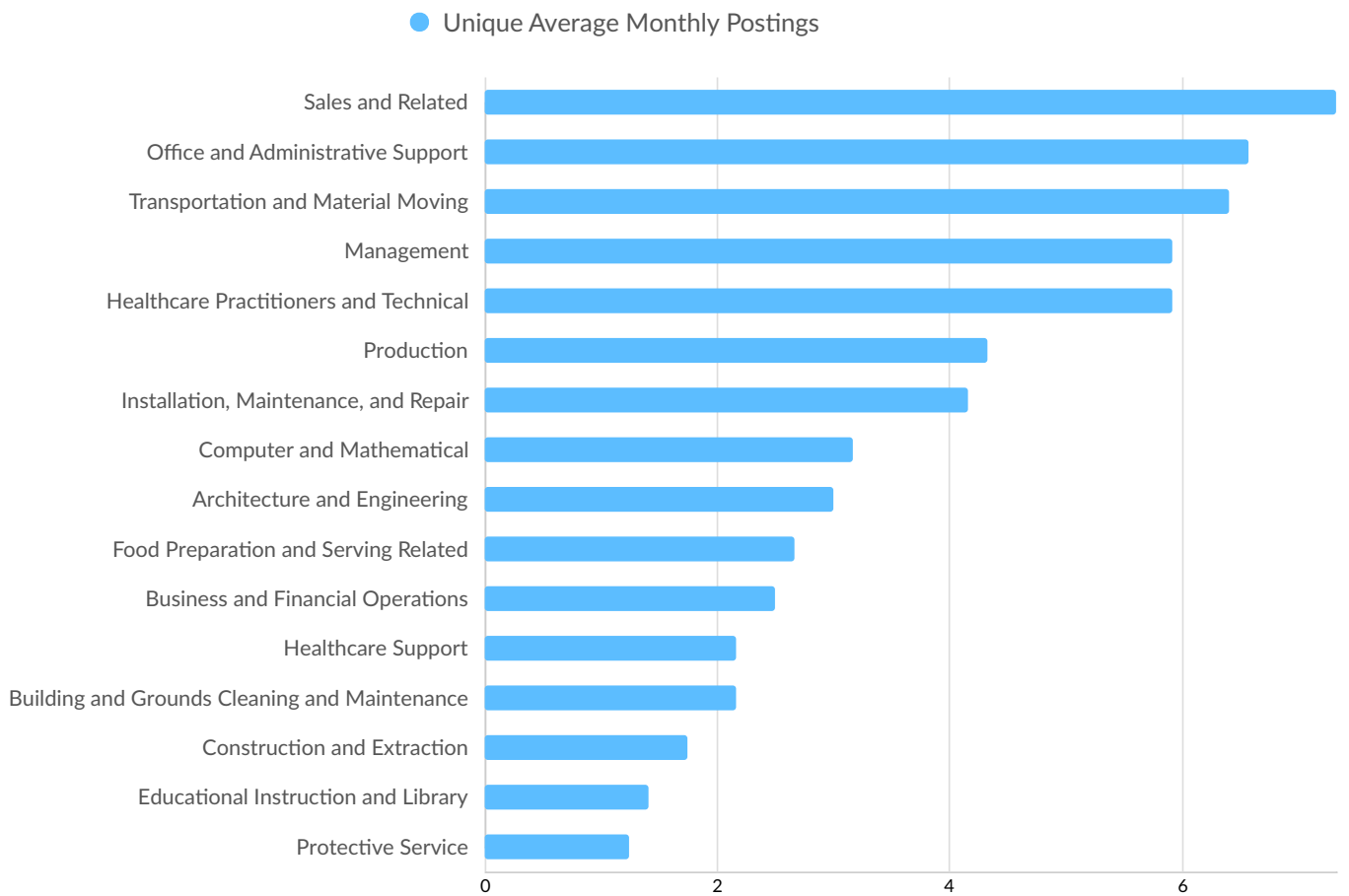
Top Occupation Location Quotient



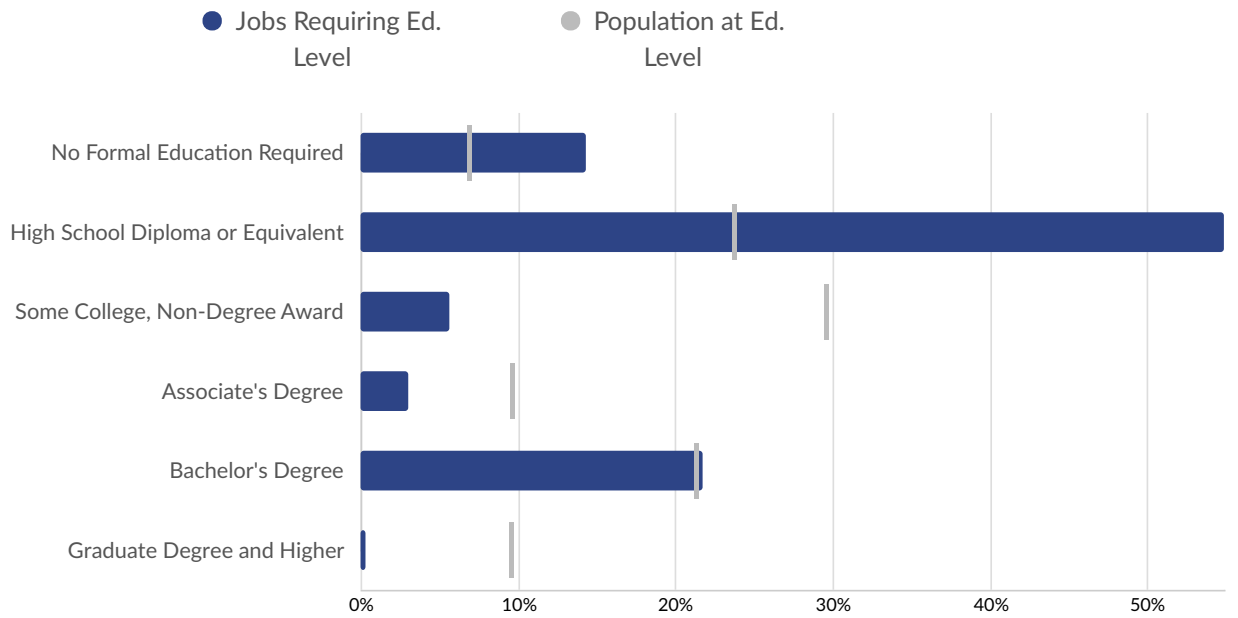
Top Occupation Earnings



Top Posted Occupations



Underemployment



Educational Pipeline

Over the last 5 years, no schools in Storey County, NV produced graduates.

In-Demand Skills

